



<https://www.kentcht.nhs.uk/childrens-therapies-the-pod/>

Neurodiversity

ADHD
Let's talk about ADHD

Autistic Spectrum Condition
BOSA assessment

Speech and Language Therapy

Early Language and Communication
Let's get talking
Helping your child's social communication
Supporting early interaction workshop
Top tips for talking
Using visual support

Augmentative and Alternative Communication (AAC)
Communication Book
Communication Board
Starting out with signs and symbols
Kent and Medway Communication and Assistive Technology Service (KMCAT)

Feeding and swallowing
Fussy feeder workshop

School aged language
Introduction to SLCN
Parent/carer workshop SLCN – school age
School staff workshop SLCN – Primary school age
School staff workshop SLCN – Secondary school age
Transition to secondary school
Using visual support at school and home
Language through colour
Colourful semantics
Supporting children to understand and use oral narratives
Using a framework to develop reasoning skills

Speech sounds
Top tips for speech
Sounds fun
Phonological awareness
Minimal pairs
Cued articulation
A guide to generalisation of sounds

Hearing Impairment
Auditory discrimination
Hearing loss simulation

Selective mutism
Session 1: Understanding selective mutism
Session 2: Effective, round-the-clock support
Session 3: Implementing a small-steps programme
Session 4: Generalisation and transitions
Session 5: Additional considerations for secondary+

Stammering
Fluency – Top Tips
Supporting your child's fluency: An online parent workshop for children under the age of 8
Supporting your child's fluency: An online parent workshop for children over the age of 8

Occupational Therapy

How to help your child have fun / Meal times
Socks and Sausages

Sensory processing
Understanding your Child's Sensory Processing - Part 1
Understanding your Child's Sensory Processing - Part 2
Understanding your Child's Sensory Processing - Part 3
Sensory circuits

Physiotherapy

Being active
Exercises to make you stronger

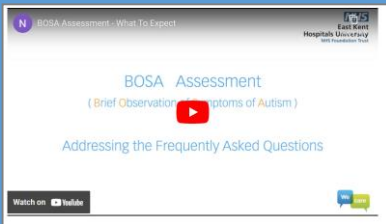
Coordination and motor development
BEAM warm-up example



Hypermobility / Posture and back care
Core stability
Exercises to make you stronger

Under 2s development
Prone prop / Tummy time
Rolling
Lying to sitting
Supported four point kneeling
Half kneeling
Kneeling to standing
Sitting to standing
Standing
Cruising
Walking with a push along walker
Gym ball activities

Neurodiversity


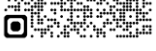
Autistic Spectrum Condition (ASC)



	Title:	BOSA assessment
	Section:	ASC
	Duration:	5 minutes 38 seconds
	← QR code Weblink→	Click here

Attention Deficit Attention Disorder (ADHD)





	Title:	Let's Talk About ADHD
	Section:	ADHD
	Duration:	4 minutes 12 seconds
	← QR code Weblink→	Click here

Speech and Language Therapy

Early language and communication



	Title:	Let's get talking (Workshop training)
	Section:	Early language and communication
	Duration:	Unknown (but likely to be quite long due to comprehensive content)
	← QR code Weblink→	Click here

Let's get talking is very comprehensive. The different sections include:

- | | |
|--|--|
| Aims | Support for parents in your local area |
| Language and Communication Development | Questions |
| Top tips for talking | What to expect in your first therapy session |
| Language tree with strategies x 2 | Stages of play development |
| Special times | Stages of communication development |
| Sharing books | Bilingualism FAQ sheet |
| Visual support systems | Stages of language and communication development |
| Why visual support? | Stages of attention development |
| Bilingualism and Language development | |
| Bilingualism – advice for parents | |
| Next steps | |
| Summary slide | |



Title: Helping your child's social communication

Section: Early language and communication

Duration: 41 minutes 27 seconds



← QR code

Weblink → [Click here](#)



Title: Supporting early interaction workshop

Section: Early language and communication

Duration: 14 minutes 54 seconds



← QR code

Weblink → [Click here](#)



Title: Top tips for talking

Section: Early language and communication

Duration: 6 minutes 20 seconds



← QR code

Weblink → [Click here](#)



Title: Using visual support

Section: Early language and communication

Duration: 2 minutes 53 seconds



← QR code

Weblink → [Click here](#)

Augmentative and Alternative Communication (AAC)



Title: Communication Book

Section: AAC

Duration: 13 minutes 42 seconds



← QR code

Weblink → [Click here](#)

Title: Communication Board



Section: AAC

Duration: 8 minutes 7 seconds

← QR code

Weblink→ [Click here](#)



Title: Starting out with signs and symbols



Section: AAC

Duration: 8 minutes

← QR code

Weblink→ [Click here](#)



Title: 10 Top Tips for supporting children with communication aids – Kent and Medway Communication and Assistive Technology Service (KMCAT)



Section: AAC

Duration: 7 minutes 5 seconds

← QR code

Weblink→ [Click here](#)



Feeding and swallowing

Title: Fussy feeder workshop



Section: Feeding and swallowing

Duration: 36 minutes 40 seconds

← QR code

Weblink→ [Click here](#)



Hearing impairment



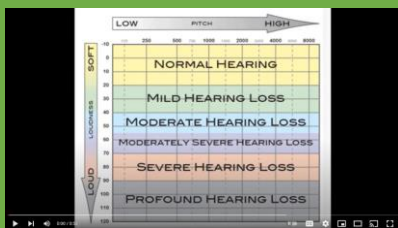
Title: Auditory discrimination

Section: Hearing impairment

Duration: 15 minutes 14 seconds

← QR code

Weblink→ [Click here](#)



Title: Hearing loss simulation

Section: Hearing impairment

Duration: 53 seconds

← QR code

[Click here](#)



School aged language



Title: Introduction to SLCN

Section: School aged language

Duration: Unknown

← QR code

Weblink→ [Click here](#)



Title: Parent/carer workshop SLCN – school age

Section: School aged language

Duration: 20 minutes 50 seconds

← QR code

Weblink→ [Click here](#)



Title: School staff workshop SLCN – Primary school age

Section: School aged language

Duration: 31 minutes 45 seconds

← QR code

Weblink→ [Click here](#)





Title: School staff workshop SLCN – Secondary school age



Section: School aged language

Duration: 46 minutes 33 seconds

← QR code

Weblink→ [Click here](#)



Title: Transition to secondary school



Section: School aged language

Duration: 41 minutes 15 seconds

← QR code

Weblink→ [Click here](#)



Title: Using visual support at school and home



Section: School aged language

Duration: 34 minutes 17 seconds

← QR code

Weblink→ [Click here](#)



Title: Language through colour



Section: School aged language

Duration: 37 minutes 55 seconds

← QR code

Weblink→ [Click here](#)



Title: Colourful semantics



Section: School aged language

Duration: 29 minutes 36 seconds

← QR code

Weblink→ [Click here](#)



Title: Narrative: Supporting children to understand and use oral narratives

Section: School aged language

Duration: 39 minutes 26 seconds

← QR code

Weblink→ [Click here](#)



Title: Using a framework to develop reasoning skills

Section: School aged language

Duration: 35 minutes 19 seconds

← QR code

Weblink→ [Click here](#)



Training which is being developed currently and will be added to the section above, when complete: **Active Listening & Vocabulary**

Selective mutism



Title: Session 1: Understanding selective mutism

Section: Selective mutism

Duration: 53 minutes 47 seconds

← QR code

Weblink→ [Click here](#)



Title: Session 2: Effective, round-the-clock support

Section: Selective mutism

Duration: 1 hour 33 minutes 5 seconds

← QR code

Weblink→ [Click here](#)





Title: Session 3: Implementing a small-steps programme

Section: Selective mutism

Duration: 1 hour 11 minutes 38 seconds

← QR code

Weblink→ [Click here](#)



Title: Session 4: Generalisation and transitions

Section: Selective mutism

Duration: 46 minutes 18 seconds

← QR code

Weblink→ [Click here](#)



Title: Session 5: Additional considerations for secondary+

Section: Selective mutism

Duration: 1 hour 8 minutes 24 seconds

← QR code

Weblink→ [Click here](#)



Speech sounds



Title: Top tips for speech

Section: Speech sounds

Duration: 3 minutes 44 seconds

← QR code

Weblink→ [Click here](#)



Title: Sounds fun

Section: Speech sounds

Duration: 20 minutes 40 seconds

← QR code

Weblink→ [Click here](#)



Title: Phonological awareness



Section: Speech sounds

Duration: 13 minutes 52 seconds

← QR code

Weblink→ [Click here](#)



Title: Minimal pairs



Section: Speech sounds

Duration: 6 minutes 55 seconds

← QR code

Weblink→ [Click here](#)



Title: Cued articulation



Section: Speech sounds

Duration: 3 minutes 53 seconds

← QR code

Weblink→ [Click here](#)



Title: A guide to generalisation of sounds



Section: Speech sounds

Duration: 8 minutes 13 seconds

← QR code

Weblink→ [Click here](#)



Stammering

Title: Fluency – Top Tips



Section: Stammering

Duration: 7 minutes 1 seconds

← QR code

Weblink→ [Click here](#)





Title: Supporting your child's fluency: An online parent workshop for children under the age of 8

Section: Stammering

Duration: 27 minutes 24 seconds

← QR code

Weblink→ [Click here](#)



Title: Supporting your child's fluency: An online parent workshop for children over the age of 8

Section: Stammering

Duration: 29 minutes 58 seconds

← QR code

Weblink→ [Click here](#)



Occupational Therapy

How to help your child have fun / Meal times



Title: Socks and Sausages

Section: How to help your child have fun / Meal times

Duration: 9 minutes 41 seconds

← QR code

Weblink→ [Click here](#)



Sensory processing



Title: Understanding your Child's Sensory Processing - Part 1

Section: Sensory processing


Duration: 10 minutes 22 seconds

← QR code

Weblink→ [Click here](#)



 <p>The senses</p> <p>Understanding your Child's Sensory Processing Part 2 The eight senses</p> <p>24:25</p>	<p>Title: Understanding your Child's Sensory Processing - Part 2</p> <p>Section: Sensory processing</p> <p>Duration: 24 minutes 25 seconds</p> <p>← QR code</p> <p>Weblink→ Click here</p>
---	---

 <p>Strategies</p> <p>Understanding your Child's Sensory Processing Part 3 Strategies</p> <p>34:18</p>	<p>Title: Understanding your Child's Sensory Processing - Part 3</p> <p>Section: Sensory processing</p> <p>Duration: 34 minutes 18 seconds</p> <p>← QR code</p> <p>Weblink→ Click here</p>
---	---

Physiotherapy

Being active

 <p>EXERCISES TO MAKE YOU STRONGER</p> <p>07:51</p>	<p>Title: Exercises to make you stronger</p> <p>Section: Being active</p> <p>Duration: 7 minutes 51 seconds</p> <p>← QR code</p> <p>Weblink→ Click here</p>
--	--

Coordination and motor development

	<p>Title: Beam warm-up example</p> <p>Section: Coordination and motor development</p> <p>Duration: 11 seconds</p> <p>← QR code</p> <p>Weblink→ Click here</p>
---	--

Hypermobility



Title: Core stability

Section: Hypermobility

Duration: 8 minutes 8 seconds

← QR code

Weblink→ [Click here](#)



Title: Exercises to make you stronger

Section: Hypermobility

Duration: 7 minutes 51 seconds

← QR code

Weblink→ [Click here](#)



Posture and back care



Title: Core stability

Section: Posture and back care

Duration: 8 minutes 8 seconds

← QR code

Weblink→ [Click here](#)



Title: Exercises to make you stronger

Section: Posture and back care

Duration: 7 minutes 51 seconds

← QR code

Weblink→ [Click here](#)



Strategies and advice

There are many ways to support a child's motor development. Watch these short film clips for ideas and advice.

Title: Prone prop / Tummy time



Section: Under 2s development

Duration: 52 seconds

← QR code

Weblink→ [Click here](#)

Title: Rolling



Section: Under 2s development

Duration: 1 minute 33 seconds

← QR code

Weblink→ [Click here](#)

Title: Lying to sitting



Section: Under 2s development

Duration: 2 minutes 55 seconds

← QR code

Weblink→ [Click here](#)

Title: Supported four point kneeling



Section: Under 2s development

Duration: 2 minutes 18 seconds

← QR code

Weblink→ [Click here](#)

Title: Half kneeling



Section: Under 2s development

Duration: 57 seconds

← QR code

Weblink→ [Click here](#)



Title: Kneeling to standing

Section: Under 2s development

Duration: 2 minutes 10 seconds

← QR code

Weblink→ [Click here](#)




Title: Sitting to standing

Section: Under 2s development

Duration: 34 seconds

← QR code

Weblink→ [Click here](#)



Title: Standing

Section: Under 2s development

Duration: 1 minute 20 seconds

← QR code

Weblink→ [Click here](#)



Title: Cruising

Section: Under 2s development

Duration: 1 minute 34 seconds

← QR code

Weblink→ [Click here](#)



Title: Walking with a push along walker

Section: Under 2s development

Duration: 1 minute 39 seconds

← QR code

Weblink→ [Click here](#)



Title: Gym ball activities

Section: Under 2s development

Duration: 1 minute 47 seconds

← QR code

Weblink→ [Click here](#)

